

APPLICATION FOR EXEMPTION FROM AUDIT

LONG FORM

NAME OF GOVERNMENT
ADDRESS

DEER TRAIL HOUSING AUTHORITY
PO BOX 9
DEER TRAIL, CO 80105-0009

For the Year Ended
12/31/2024
or fiscal year ended:

CONTACT PERSON
PHONE
EMAIL

ASHLEY BUSS
303 769-7230

CERTIFICATION OF PREPARER

I certify that I am an independent accountant with knowledge of governmental accounting and that the information in the Application is complete and accurate to the best of my knowledge. I am aware that the Audit Law requires that a person independent of the entity complete the application if revenues or expenditure are at least \$100,000 but not more than \$750,000, and that independent means someone who is separate from the entity.

NAME:
TITLE
FIRM NAME (if applicable)
ADDRESS
PHONE
RELATIONSHIP TO ENTITY

CRAIG A SMITH
CPA
CRAIG A SMITH CPA
4829 KELLOGG CIR BOULDER, CO 80303
303 443-7894
CONSULTANT

PREPARER (SIGNATURE REQUIRED)

DATE PREPARED

(No exemption shall be granted prior to the close of said fiscal year)

3/27/25

Has the entity filed for, or has the district filed, a Title 32, Article 1 Special District Notice of Inactive Status during the year? [Applicable to Title 32 special districts only, pursuant to Sections 32-1-103 (9.3) and 32-1-104 (3), C.R.S.]

YES

NO

If Yes, date filed:

P

4/7

PART 1 - FINANCIAL STATEMENTS - BALANCE SHEET

* Please indicate the name of the fund (i.e., General Fund, Debt Service Fund, etc.)

NOTE: Attach additional sheets as necessary.

Line #	Description	Governmental Funds (Modified Accrual Basis)			Description	Proprietary/Fiduciary Funds (Cash or Budgetary Basis)	
		Fund*	Fund*	Fund*		Fund*	Fund*
Assets					Assets		
1-1	Cash & Cash Equivalents	\$ -	\$ -	\$ -	Cash & Cash Equivalents	\$ -	\$ 37,946
1-2	Investments	\$ -	\$ -	\$ -	Investments	\$ -	\$ -
1-3	Receivables	\$ -	\$ -	\$ -	Receivables	\$ -	\$ -
1-4	Due from Other Entities or Funds	\$ -	\$ -	\$ -	Due from Other Entities or Funds	\$ -	\$ -
1-5	Property Tax Receivable	\$ -	\$ -	\$ -	Other Current Assets [specify...]	\$ -	\$ -
	All Other Assets				Prepaid Insurance	\$ -	\$ 2,111
1-6	Lease Receivable (as Lessor)	\$ -	\$ -	\$ -	Total Current Assets	\$ -	\$ 40,057
1-7	Other [specify...]	\$ -	\$ -	\$ -	Capital & Right to Use Assets, net (from Part 6-4)	\$ -	\$ 143,254
1-8		\$ -	\$ -	\$ -	Other Long Term Assets [specify...]	\$ -	\$ -
1-9		\$ -	\$ -	\$ -		\$ -	\$ -
1-10		\$ -	\$ -	\$ -		\$ -	\$ -
1-11	(add lines 1-1 through 1-10) TOTAL ASSETS	\$ -	\$ -	\$ -	(add lines 1-1 through 1-10) TOTAL ASSETS	\$ -	\$ 183,311
Deferred Outflows of Resources:					Deferred Outflows of Resources		
1-12	[specify...]	\$ -	\$ -	\$ -	[specify...]	\$ -	\$ -
1-13	[specify...]	\$ -	\$ -	\$ -	[specify...]	\$ -	\$ -
1-14	(add lines 1-12 through 1-13) TOTAL DEFERRED OUTFLOWS	\$ -	\$ -	\$ -	(add lines 1-12 through 1-13) TOTAL DEFERRED OUTFLOWS	\$ -	\$ -
1-15	TOTAL ASSETS AND DEFERRED OUTFLOWS	\$ -	\$ -	\$ -	TOTAL ASSETS AND DEFERRED OUTFLOWS	\$ -	\$ 183,311
Liabilities					Liabilities		
1-16	Accounts Payable	\$ -	\$ -	\$ -	Accounts Payable	\$ -	\$ -
1-17	Accrued Payroll and Related Liabilities	\$ -	\$ -	\$ -	Accrued Payroll and Related Liabilities	\$ -	\$ -
1-18	Unearned Revenue	\$ -	\$ -	\$ -	Accrued Interest Payable	\$ -	\$ -
1-19	Due to Other Entities or Funds	\$ -	\$ -	\$ -	Due to Other Entities or Funds	\$ -	\$ -
1-20	All Other Current Liabilities	\$ -	\$ -	\$ -	All Other Current Liabilities	\$ -	\$ 1,450
1-21	(add lines 1-16 through 1-20) TOTAL CURRENT LIABILITIES	\$ -	\$ -	\$ -	(add lines 1-16 through 1-20) TOTAL CURRENT LIABILITIES	\$ -	\$ 1,450
1-22	All Other Liabilities [specify...]	\$ -	\$ -	\$ -	Proprietary Debt Outstanding (from Part 4-4)	\$ -	\$ 239,998
1-23		\$ -	\$ -	\$ -	Other Liabilities [specify...]	\$ -	\$ -
1-24		\$ -	\$ -	\$ -		\$ -	\$ -
1-25		\$ -	\$ -	\$ -		\$ -	\$ -
1-26		\$ -	\$ -	\$ -		\$ -	\$ -
1-27	(add lines 1-22 through 1-26) TOTAL LIABILITIES	\$ -	\$ -	\$ -	(add lines 1-22 through 1-26) TOTAL LIABILITIES	\$ -	\$ 241,448
Deferred Inflows of Resources:					Deferred Inflows of Resources		
1-28	Deferred Property Taxes	\$ -	\$ -	\$ -	Pension/OPEB Related	\$ -	\$ -
1-29	Lease related (as lessor)	\$ -	\$ -	\$ -	Other [specify...]	\$ -	\$ -
1-30	(add lines 1-28 through 1-29) TOTAL DEFERRED INFLOWS	\$ -	\$ -	\$ -	(add lines 1-28 through 1-29) TOTAL DEFERRED INFLOWS	\$ -	\$ -
Fund Balance					Net Position		
1-31	Nonspendable Prepaid	\$ -	\$ -	\$ -	Net Investment in Capital and Right-to Use Assets	\$ -	\$ -
1-32	Nonspendable Inventory	\$ -	\$ -	\$ -			
1-33	Restricted [specify...]	\$ -	\$ -	\$ -	Emergency Reserves	\$ -	\$ -
1-34	Committed [specify...]	\$ -	\$ -	\$ -	Other Designations/Reserves	\$ -	\$ -
1-35	Assigned [specify...]	\$ -	\$ -	\$ -	Restricted	\$ -	\$ -
1-36	Unassigned:	\$ -	\$ -	\$ -	Undesignated/Unreserved/Unrestricted	\$ -	\$ (58,137)
1-37	Add lines 1-31 through 1-36 This total should be the same as line 3-36 TOTAL FUND BALANCE	\$ -	\$ -	\$ -	Add lines 1-31 through 1-36 This total should be the same as line 3-36 TOTAL NET POSITION	\$ -	\$ (58,137)
1-38	Add lines 1-27, 1-30 and 1-37 This total should be the same as line 1-15 TOTAL LIABILITIES, DEFERRED INFLOWS, AND FUND BALANCE	\$ -	\$ -	\$ -	Add lines 1-27, 1-30 and 1-37 This total should be the same as line 1-15 TOTAL LIABILITIES, DEFERRED INFLOWS, AND NET POSITION	\$ -	\$ 183,311

Please use this space to provide explanation of any item on this page

PART 2 - FINANCIAL STATEMENTS - OPERATING STATEMENT - REVENUES

Line #	Description	Governmental Funds			Description	Proprietary/Fiduciary Funds	
		Fund*	Fund*	Fund*		Fund*	Fund*
Tax Revenue					Tax Revenue		
2-1	Property [include mills levied in question 10-7]	\$ -	\$ -	\$ -	Property [include mills levied in question 10-7]	\$ -	\$ -
2-2	Specific Ownership	\$ -	\$ -	\$ -	Specific Ownership	\$ -	\$ -
2-3	Sales and Use Tax	\$ -	\$ -	\$ -	Sales and Use Tax	\$ -	\$ -
2-4	Other Tax Revenue [specify...]	\$ -	\$ -	\$ -	Other Tax Revenue [specify...]	\$ -	\$ -
2-5		\$ -	\$ -	\$ -		\$ -	\$ -
2-6		\$ -	\$ -	\$ -		\$ -	\$ -
2-7		\$ -	\$ -	\$ -		\$ -	\$ -
2-8	Add lines 2-1 through 2-7 TOTAL TAX REVENUE	\$ -	\$ -	\$ -	Add lines 2-1 through 2-7 TOTAL TAX REVENUE	\$ -	\$ -
2-9	Licenses and Permits	\$ -	\$ -	\$ -	Licenses and Permits	\$ -	\$ -
2-10	Highway Users Tax Funds (HUTF)	\$ -	\$ -	\$ -	Highway Users Tax Funds (HUTF)	\$ -	\$ -
2-11	Conservation Trust Funds (Lottery)	\$ -	\$ -	\$ -	Conservation Trust Funds (Lottery)	\$ -	\$ -
2-12	Community Development Block Grant	\$ -	\$ -	\$ -	Community Development Block Grant	\$ -	\$ -
2-13	Fire & Police Pension	\$ -	\$ -	\$ -	Fire & Police Pension	\$ -	\$ -
2-14	Grants	\$ -	\$ -	\$ -	Grants	\$ -	\$ -
2-15	Donations	\$ -	\$ -	\$ -	Donations	\$ -	\$ -
2-16	Charges for Sales and Services	\$ -	\$ -	\$ -	Charges for Sales and Services	\$ -	\$ 105,903
2-17	Rental Income	\$ -	\$ -	\$ -	Rental Income	\$ -	\$ -
2-18	Fines and Forfeits	\$ -	\$ -	\$ -	Fines and Forfeits	\$ -	\$ -
2-19	Interest/Investment Income	\$ -	\$ -	\$ -	Interest/Investment Income	\$ -	\$ 204
2-20	Tap Fees	\$ -	\$ -	\$ -	Tap Fees	\$ -	\$ -
2-21	Proceeds from Sale of Capital Assets	\$ -	\$ -	\$ -	Proceeds from Sale of Capital Assets	\$ -	\$ -
2-22	All Other [specify...]	\$ -	\$ -	\$ -	All Other [specify...]	\$ -	\$ -
2-23		\$ -	\$ -	\$ -	Cable TV & Late Fees	\$ -	\$ 3,548
2-24	Add lines 2-9 through 2-23 TOTAL REVENUES	\$ -	\$ -	\$ -	Add lines 2-9 through 2-23 TOTAL REVENUES	\$ -	\$ 109,655
Other Financing Sources					Other Financing Sources		
2-25	Debt Proceeds	\$ -	\$ -	\$ -	Debt Proceeds	\$ -	\$ -
2-26	Lease Proceeds	\$ -	\$ -	\$ -	Lease Proceeds	\$ -	\$ -
2-27	Developer Advances	\$ -	\$ -	\$ -	Developer Advances	\$ -	\$ -
2-28	Other [specify...]	\$ -	\$ -	\$ -	Other [specify...]	\$ -	\$ -
2-29	Add lines 2-25 through 2-28 TOTAL OTHER FINANCING SOURCES	\$ -	\$ -	\$ -	Add lines 2-25 through 2-28 TOTAL OTHER FINANCING SOURCES	\$ -	\$ -
2-30	Add lines 2-24 and 2-29 TOTAL REVENUES AND OTHER FINANCING SOURCES	\$ -	\$ -	\$ -	Add lines 2-24 and 2-29 TOTAL REVENUES AND OTHER FINANCING SOURCES	\$ -	\$ 109,655
2-31					GRAND TOTALS (ALL FUNDS)	\$	109,655

IF GRAND TOTAL REVENUES AND OTHER FINANCING SOURCES FOR ALL FUNDS (LINE 2-31) ARE GREATER THAN \$750,000 - STOP.
 You may not use this form. An audit may be required. See Section 29-1-604, C.R.S., or contact the OSA Local Government Division at (303) 869-3000 for assistance.

Please use this space to provide explanation of any item on this page

PART 3 - FINANCIAL STATEMENTS - OPERATING STATEMENT - EXPENDITURES/EXPENSES

Line #	Description	Governmental Funds			Description	Proprietary/Fiduciary Funds	
		Fund*	Fund*	Fund*		Fund*	Fund*
	Expenditures				Expenses		
3-1	General Government	\$ -	\$ -	\$ -	General Operating & Administrative	\$ -	\$ 1,225
3-2	Judicial	\$ -	\$ -	\$ -	Salaries	\$ -	\$ 9,000
3-3	Law Enforcement	\$ -	\$ -	\$ -	Payroll Taxes	\$ -	\$ 689
3-4	Fire	\$ -	\$ -	\$ -	Contract Services	\$ -	\$ -
3-5	Highways & Streets	\$ -	\$ -	\$ -	Employee Benefits	\$ -	\$ -
3-6	Solid Waste	\$ -	\$ -	\$ -	Insurance	\$ -	\$ 15,058
3-7	Contributions to Fire & Police Pension Assoc.	\$ -	\$ -	\$ -	Accounting and Legal Fees	\$ -	\$ 2,474
3-8	Health	\$ -	\$ -	\$ -	Repair and Maintenance	\$ -	\$ 14,608
3-9	Culture and Recreation	\$ -	\$ -	\$ -	Supplies	\$ -	\$ 1,810
3-10	Transfers to other districts	\$ -	\$ -	\$ -	Utilities	\$ -	\$ 22,225
3-11	Other [specify...]	\$ -	\$ -	\$ -	Contributions to Fire & Police Pension Assoc.	\$ -	\$ -
3-12		\$ -	\$ -	\$ -	Other [specify...]	\$ -	\$ -
3-13		\$ -	\$ -	\$ -		\$ -	\$ -
3-14	Capital Outlay	\$ -	\$ -	\$ -	Capital Outlay	\$ -	\$ 9,605
	Debt Service				Debt Service		
3-15	Principal (should match amount in 4-4)	\$ -	\$ -	\$ -	Principal (should match amount in 4-4)	\$ -	\$ 8,558
3-16	Interest	\$ -	\$ -	\$ -	Interest	\$ -	\$ 20,809
3-17	Bond Issuance Costs	\$ -	\$ -	\$ -	Bond Issuance Costs	\$ -	\$ -
3-18	Developer Principal Repayments	\$ -	\$ -	\$ -	Developer Principal Repayments	\$ -	\$ -
3-19	Developer Interest Repayments	\$ -	\$ -	\$ -	Developer Interest Repayments	\$ -	\$ -
3-20	All Other [specify...]	\$ -	\$ -	\$ -	All Other [specify...]	\$ -	\$ -
3-21		\$ -	\$ -	\$ -		\$ -	\$ -
3-22		\$ -	\$ -	\$ -		\$ -	\$ -
3-23		\$ -	\$ -	\$ -		\$ -	\$ -
3-24	Add lines 3-1 through 3-23 TOTAL EXPENDITURES	\$ -	\$ -	\$ -	Add lines 3-1 through 3-23 TOTAL EXPENSES	\$ -	\$ 106,061
3-25					GRAND TOTAL (ALL FUNDS)	\$	106,061
3-26	Interfund Transfers (In)	\$ -	\$ -	\$ -	Net Interfund Transfers (In) Out	\$ -	\$ -
3-27	Interfund Transfers Out	\$ -	\$ -	\$ -	Other [specify...][enter negative for expense]	\$ -	\$ -
3-28	Other Expenditures (Revenues)	\$ -	\$ -	\$ -	Depreciation/Amortization	\$ -	\$ 17,304
3-29		\$ -	\$ -	\$ -	Other Financing Sources (from line 2-28)	\$ -	\$ -
3-30		\$ -	\$ -	\$ -	Capital Outlay (from line 3-14)	\$ -	\$ 9,605
3-31		\$ -	\$ -	\$ -	Debt Principal (from line 3-15, 3-18)	\$ -	\$ 8,558
3-32	(Add lines 3-26 through 3-31) TOTAL TRANSFERS AND OTHER EXPENDITURES	\$ -	\$ -	\$ -	(Add lines 3-27, 3-30, and 3-31, subtract lines 3-28 and 3-29) TOTAL GAAP RECONCILING ITEMS	\$ -	\$ 859
3-33	Excess (Deficiency) of Revenues and Other Financing Sources Over (Under) Expenditures Line 2-30, less line 3-24, less line 3-32	\$ -	\$ -	\$ -	Net Increase (Decrease) in Net Position Line 2-30, less line 3-24, plus line 3-32, less line 3-26	\$ -	\$ 4,453
3-34	Fund Balance, January 1 from December 31 prior year report	\$ -	\$ -	\$ -	Net Position, January 1 from December 31 prior year report	\$ -	\$ (62,590)
3-35	Prior Period Adjustment (MUST explain)	\$ -	\$ -	\$ -	Prior Period Adjustment (MUST explain)	\$ -	\$ -
3-36	Fund Balance, December 31 Sum of Lines 3-33, 3-34, and 3-35 This total should be the same as line 1-37.	\$ -	\$ -	\$ -	Net Position, December 31 Sum of Lines 3-33, 3-34, and 3-35 This total should be the same as line 1-37.	\$ -	\$ (58,137)

IF GRAND TOTAL EXPENDITURES FOR ALL FUNDS (Line 3-25) ARE THAN \$750,000 - STOP.

You may not use this form. An audit may be required. See Section 29-1-604, C.R.S., or contact the OSA Local Government Division at (303) 869-3000 for assistance.

Please use this space to provide explanation of any item on this page

PART 4 - DEBT OUTSTANDING, ISSUED, AND RETIRED

Please answer the following questions by marking the appropriate boxes.

Yes No

Please use this space to provide any explanations or comments

4-1 Does the entity have outstanding debt?
(If 'No' is checked, skip to question 4-5)
(If 'Yes' is checked, please attach a copy of the entity's debt repayment schedule)

4-2 Is the debt repayment schedule attached? If no, **MUST** explain:

4-3 Is the entity current in its debt service payments? If no, **MUST** explain:

4-4 Please complete the following debt schedule, if applicable:
(please only include principal amounts)
(enter all amounts as positive numbers)

	Outstanding at end of prior year	Issued during year	Retired during year	Outstanding at year-end
General obligation bonds	\$ -	\$ -	\$ -	\$ -
Revenue bonds	\$ -	\$ -	\$ -	\$ -
Notes/Loans	\$ 248,556	\$ -	\$ 8,558	\$ 239,998
Lease & SBITA** Liabilities (GASB 87 & 96)	\$ -	\$ -	\$ -	\$ -
Developer Advances	\$ -	\$ -	\$ -	\$ -
Other (specify):	\$ -	\$ -	\$ -	\$ -
TOTAL	\$ 248,556	\$ -	\$ 8,558	\$ 239,998

**Subscription-Based Information Technology Arrangements

*Must agree to prior year-end balance

Please answer the following questions by marking the appropriate boxes.

Yes No

4-5 Does the entity have any authorized but unissued debt as of its fiscal year-end [Section 29-1-605(2) C.R.S.]?

If yes: How much?

\$ -

Date the debt was authorized:

NEW 4-6 Is the authorized but unissued debt further limited by the entity's most recent Service Plan?

If yes: How much?

\$ -

Date of the most recent Service Plan:

4-7 Does the entity intend to issue debt within the next calendar year?

If yes: How much?

\$ -

4-8 Does the entity have debt that has been refinanced that it is still responsible for?

If yes: What is the amount outstanding?

\$ -

4-9 Does the entity have any lease agreements?

If yes: What is being leased?

What is the original date of the lease?

Number of years of lease?

Is the lease subject to annual appropriation?

What are the annual lease payments?

\$ -

PART 5 - CASH AND INVESTMENTS

Please provide the entity's cash deposit and investment balances.

Amount Total

Please use this space to provide any explanations or comments

5-1 YEAR-END Total of ALL Checking and Savings accounts

\$ 37,946

5-2 Certificates of deposit

\$ -

TOTAL CASH DEPOSITS

\$ 37,946

5-3 Investments (if investment is a mutual fund, please list underlying investments):

\$ -

\$ -

\$ -

\$ -

TOTAL INVESTMENTS
TOTAL CASH AND INVESTMENTS

\$ -

\$ 37,946

Please answer the following questions by marking in the appropriate box.

Yes No N/A

5-4 Are the entity's investments legal in accordance with Section 24-75-601, et seq., C.R.S.?

5-5 Are the entity's deposits in an eligible (Public Deposit Protection Act) public depository (Section 11-10.5-101, et seq. C.R.S.)? If no, **MUST** explain:

PART 6 - CAPITAL AND RIGHT-TO-USE ASSETS

Please answer the following questions by marking in the appropriate box.

Yes No

Please use this space to provide any explanations or comments

- 6-1 Does the entity have capitalized assets?
(If 'No' is checked, skip the rest of Part 6) Yes No
- 6-2 Has the entity performed an annual inventory of capital assets in accordance with Section 29-1-506, C.R.S.? If no, **MUST** explain: Yes No

6-3 Complete the following Capital & Right-To-Use Assets table for GOVERNMENTAL FUNDS:

	Balance - beginning of the year	Additions*	Deletions	Year-End Balance
Land	\$ -	\$ -	\$ -	\$ -
Buildings				
Machinery and equipment	\$ -	\$ -	\$ -	\$ -
Furniture and fixtures	\$ -	\$ -	\$ -	\$ -
Infrastructure	\$ -	\$ -	\$ -	\$ -
Construction In Progress (CIP)	\$ -	\$ -	\$ -	\$ -
Leased & SBITA Right-to-Use Assets	\$ -	\$ -	\$ -	\$ -
Intangible Assets	\$ -	\$ -	\$ -	\$ -
Other (explain):	\$ -	\$ -	\$ -	\$ -
Accumulated Amortization Right to Use Assets (Enter a negative, or credit, balance)	\$ -	\$ -	\$ -	\$ -
Accumulated Depreciation (Enter a negative, or credit, balance)	\$ -	\$ -	\$ -	\$ -
TOTAL	\$ -	\$ -	\$ -	\$ -

6-4 Complete the following Capital & Right-To-Use Assets table for PROPRIETARY FUNDS:

	Balance - beginning of the year	Additions*	Deletions	Year-End Balance
Land	\$ 30	\$ -	\$ -	\$ 30
Buildings	\$ 531,539	\$ 9,605	\$ (4,935)	\$ 546,079
Machinery and equipment	\$ 18,193	\$ -	\$ -	\$ 18,193
Furniture and fixtures	\$ 4,257	\$ -	\$ -	\$ 4,257
Infrastructure	\$ -	\$ -	\$ -	\$ -
Construction In Progress (CIP)	\$ -	\$ -	\$ -	\$ -
Leased & SBITA Right-to-Use Assets	\$ -	\$ -	\$ -	\$ -
Intangible Assets	\$ -	\$ -	\$ -	\$ -
Other (explain):	\$ -	\$ -	\$ -	\$ -
Accumulated Amortization Right to Use Assets (Enter a negative, or credit, balance)	\$ -	\$ -	\$ -	\$ -
Accumulated Depreciation (Enter a negative, or credit, balance)	\$ (403,066)	\$ (17,304)	\$ 4,935	\$ (425,305)
TOTAL	\$ 150,953	\$ (7,699)	\$ -	\$ 143,254

* Must agree to prior year-end balance
 ^ Generally capital asset additions should be reported as capital outlay on line 3-14 and capitalized in accordance with the government's capitalization policy. Please explain any discrepancy

PART 7 - PENSION INFORMATION

Please answer the following questions by marking in the appropriate box.

Yes No

Please use this space to provide any explanations or comments

- 7-1 Does the entity have an "old hire" firefighters' pension plan? Yes No
- 7-2 Does the entity have a volunteer firefighters' pension plan? Yes No
- If yes: Who administers the plan?
- Indicate the contributions from:
- | | |
|----------------------------------|-------------|
| Tax (property, SO, sales, etc.): | \$ - |
| State contribution amount: | \$ - |
| Other (gifts, donations, etc.): | \$ - |
| TOTAL | \$ - |
- What is the monthly benefit paid for 20 years of service per retiree as of Jan 1? \$ -

PART 8 - BUDGET INFORMATION

Please answer the following question by marking in the appropriate box.

		Yes	No	N/A
8-1	Did the entity file a current year budget with the Department of Local Affairs, in accordance with Section 29-1-113 C.R.S.? If no, MUST explain:	<input type="checkbox"/>	<input type="checkbox"/>	<input checked="" type="checkbox"/>
8-2	Did the entity pass an appropriations resolution in accordance with Section 29-1-108 C.R.S.? If no, MUST explain:	<input type="checkbox"/>	<input type="checkbox"/>	<input checked="" type="checkbox"/>

Please use this space to provide any explanations or comments

If yes: Please indicate the amount appropriated for each fund separately for the year reported (Please make sure each individual fund's appropriation agrees to how the budget was adopted. Do not combine funds)

Governmental/Proprietary Fund Name	Total Appropriations By Fund
	\$ -
	\$ -
	\$ -
	\$ -
	\$ -

PART 9 - TAX PAYER'S BILL OF RIGHTS (TABOR)

Please answer the following question by marking in the appropriate box.

		Yes	No
9-1	Is the entity in compliance with all the provisions of TABOR [State Constitution, Article X, Section 20(5)]? <i>Note: An election to exempt the entity from the spending limitations of TABOR does not exempt the entity from the 3 percent emergency reserve requirement. All entities should determine if they meet this requirement of TABOR.</i>	<input checked="" type="checkbox"/>	<input type="checkbox"/>

Please use this space to provide any explanations or comments

PART 10 - GENERAL INFORMATION

Please answer the following questions by marking in the appropriate box.

		Yes	No	
10-1	Is this application for a newly formed governmental entity? If yes: Date of formation: <input style="width: 150px;" type="text"/>	<input type="checkbox"/>	<input checked="" type="checkbox"/>	Please use this space to provide any explanations or comments
10-2	Has the entity changed its name in the past or current year? If yes: Please list the NEW name: <input style="width: 150px;" type="text"/> Please list the PRIOR name: <input style="width: 150px;" type="text"/>	<input type="checkbox"/>	<input checked="" type="checkbox"/>	
10-3	Is the entity a metropolitan district?	<input type="checkbox"/>	<input checked="" type="checkbox"/>	
10-4	Please indicate what services the entity provides: <input style="width: 150px; height: 20px;" type="text"/>	<input type="checkbox"/>	<input checked="" type="checkbox"/>	
10-5	Does the entity have an agreement with another government to provide services? If yes: List the name of the other governmental entity and the services provided: <input style="width: 150px; height: 20px;" type="text"/>	<input checked="" type="checkbox"/>	<input type="checkbox"/>	
10-6	Has the district filed a Title 32, Article 1 Special District Notice of Inactive Status during the year? [Applicable to Title 32 special districts only, pursuant to Sections 32-1-103 (9.3) and 32-1-104 (3), C.R.S.] If yes: Date filed: <input style="width: 150px;" type="text"/>	<input type="checkbox"/>	<input checked="" type="checkbox"/>	
10-7	Does the entity have a certified mill levy? If yes: Please provide the number of <u>mills</u> levied for the year reported (do not report \$ amounts):	<input type="checkbox"/>	<input checked="" type="checkbox"/>	
	Bond redemption mills <input style="width: 50px;" type="text"/>		-	
	General/other mills <input style="width: 50px;" type="text"/>		-	
	Total mills <input style="width: 50px;" type="text"/>		-	
10-8	If the entity is a Title 32 Special District formed after 7/1/2000, has the entity filed its preceding year annual report with the State Auditor as required under SB 21-262 [Section 32-1-207 C.R.S.]? If NO , please explain. <input style="width: 150px; height: 20px;" type="text"/>	<input type="checkbox"/>	<input type="checkbox"/>	<input checked="" type="checkbox"/>

Please use this space to provide any additional explanations or comments not previously included

PART 11 - GOVERNING BODY APPROVAL

Please answer the following question by marking in the appropriate box.

Yes

No

11-1 If you plan to submit this form electronically, have you read the Electronic Signature Policy?

Office of the State Auditor — Local Government Division - Exemption Form Electronic Signature Policy and Procedures

Policy - Requirements

The Office of the State Auditor Local Government Audit Division may accept an electronic submission of an application for exemption from audit that includes governing board signatures obtained through a program such as DocuSign or EchoSign. Required elements and safeguards are as follows:

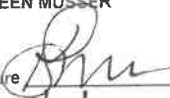


- The preparer of the application is responsible for obtaining board signatures that comply with the requirement in Section 29-1-604 (3), C.R.S., that states the application shall be personally reviewed, approved, and signed by a majority of the members of the governing body.
- The application must be accompanied by the signature history document created by the electronic signature software. The signature history document must show when the document was created and when the document was emailed to the various parties, and include the dates the individual board members signed the document. The signature history must also show the individuals' email addresses and IP address.
- Office of the State Auditor staff will not coordinate obtaining signatures.

The application for exemption from audit form created by our office includes a section for governing body approval. Local governing boards note their approval and submit the application through one of the following two methods:

- 1) Submit the application in hard copy via the US Mail including original signatures.
- 2) Submit the application electronically via email and either,
 - a. Include a copy of an adopted resolution that documents formal approval by the Board, or
 - b. Include electronic signatures obtained through a software program such as DocuSign or EchoSign in accordance with the requirements noted above.

Below is the certification and approval of the governing body. By signing, each individual member is certifying they are a duly elected or appointed officer of the local government. Governing members may be verified. Also by signing, the individual member certifies that this Application for Exemption from Audit has been prepared consistent with Section 29-1-604, C.R.S., which states that a governmental agency with revenues and expenditures of more than \$100,000 but not more than \$750,000 must have an application prepared by an independent accountant with knowledge of governmental accounting; completed to the best of their knowledge and is accurate and true. Use additional pages if needed.

**Print or type the names of ALL members of the governing body below.
A MAJORITY of the members of the governing body must sign below.**

Board Member 1	<p>Board Member's Name: _____</p> <p>I attest that I am a duly elected or appointed board member, and that I have personally reviewed and approved this application for exemption from audit.</p> <p>My term expires: June 2027</p>	<p>KATHLEEN MUSSER</p> <p>Signature </p> <p>Date 3/31/25</p>
Board Member 2	<p>Board Member's Name: _____</p> <p>I attest that I am a duly elected or appointed board member, and that I have personally reviewed and approved this application for exemption from audit.</p> <p>My term expires: June 2029</p>	<p>ASHLEY BUSS</p> <p>Signature </p> <p>Date March 31, 2025</p>
Board Member 3	<p>Board Member's Name: _____</p> <p>I attest that I am a duly elected or appointed board member, and that I have personally reviewed and approved this application for exemption from audit.</p> <p>My term expires: June 2029</p>	<p>MARY ARNOLD</p> <p>Signature </p> <p>Date March 31, 2025</p>
Board Member 4	<p>Board Member's Name: _____</p> <p>I attest that I am a duly elected or appointed board member, and that I have personally reviewed and approved this application for exemption from audit.</p> <p>My term expires: June 2027</p>	<p>GARY LAVOLE</p> <p>Signature _____</p> <p>Date _____</p>
Board Member 5	<p>Board Member's Name: _____</p> <p>I attest that I am a duly elected or appointed board member, and that I have personally reviewed and approved this application for exemption from audit.</p> <p>My term expires: June 2025</p>	<p>STEPHANIE HERTZ</p> <p>Signature _____</p> <p>Date _____</p>
Board Member 6	<p>Board Member's Name: _____</p> <p>I attest that I am a duly elected or appointed board member, and that I have personally reviewed and approved this application for exemption from audit.</p> <p>My term expires: _____</p>	<p>_____</p> <p>Signature _____</p> <p>Date _____</p>
Board Member 7	<p>Board Member's Name: _____</p> <p>I attest that I am a duly elected or appointed board member, and that I have personally reviewed and approved this application for exemption from audit.</p> <p>My term expires: _____</p>	<p>_____</p> <p>Signature _____</p> <p>Date _____</p>

SJMLJ331-WLJI
OPR ID: 520509

MONTHLY AMORTIZATION SCHEDULE

03/14/07
14:51:03

ST 05 CTV 003 BORR 841054295 PROJ 01 5 LOAN 001
DEER TRAIL HA JUDY BRANNON ES DIR BIJOU MANOR

PMT	BORR PMT	SESSY AMT	INTRST. TTL	BORR INT	PRIN PMT	PRIN BAL
424	712.60	1,835.82	1,664.17	28.35	684.23	247,871.50
425	712.60	1,835.82	1,659.04	-23.22	689.38	247,182.12
426	712.60	1,835.82	1,653.87	18.05	694.55	246,487.57
427	712.60	1,835.82	1,648.66	12.84	699.76	245,787.81
428	712.60	1,835.82	1,643.41	7.59	705.01	245,082.60
429	712.60	1,835.82	1,638.12	2.30	710.30	244,372.50
430	712.60	1,835.82	1,632.79	0.00	715.63	243,656.87
431	712.60	1,835.82	1,627.43	0.00	720.99	242,935.58
432	712.60	1,835.82	1,622.02	0.00	726.40	242,209.48
433	712.60	1,835.82	1,816.57	0.00	731.85	241,477.63
434	712.60	1,835.82	1,811.08	0.00	737.34	240,740.29
435	712.60	1,835.82	1,805.55	0.00	742.87	239,997.42
TOTALS FOR YEAR		37	-22,022.71	92.35	9,558.35	
TOTALS TO DATE		435	1,012,638.87	214,156.65	95,523.83	
MONTHS: Y						
TEXT TRAN						

--- PAGE 0037

PRINT SCHEDULE (F/M): N

AL-FORWARD, P22-BACKWARD OR ENTER NUMBER TO SELECT A NEW PAGE

SJMLJ331-WLJI
OPR ID: 520509

MONTHLY AMORTIZATION SCHEDULE

03/14/07
14:51:13

ST 05 CTV 003 BORR 841054295 PROJ 01 5 LOAN 001
DEER TRAIL HA JUDY BRANNON ES DIR BIJOU MANOR

PMT	BORR PMT	SESSY AMT	INTRST. TTL	BORR INT	PRIN PMT	PRIN BAL
436	712.60	1,835.82	1,799.98	0.00	748.44	239,248.98
437	712.60	1,835.82	1,794.37	0.00	754.05	238,494.93
438	712.60	1,835.82	1,788.71	0.00	759.71	237,735.22
439	712.60	1,835.82	1,783.01	0.00	765.41	236,969.81
440	712.60	1,835.82	1,777.27	0.00	771.15	236,198.66
441	712.60	1,835.82	1,771.49	0.00	776.93	235,421.73
442	712.60	1,835.82	1,765.66	0.00	782.76	234,638.97
443	712.60	1,835.82	1,759.79	0.00	788.63	233,850.34
444	712.60	1,835.82	1,753.88	0.00	794.54	233,055.80
445	712.60	1,835.82	1,747.92	0.00	800.50	232,255.30
446	712.60	1,835.82	1,741.91	0.00	806.51	231,448.79
447	712.60	1,835.82	1,735.87	0.00	812.55	230,636.24
TOTALS FOR YEAR		38	21,219.86	0.00	9,361.18	
TOTALS TO DATE		447	1,033,858.73	214,156.65	105,285.01	
MONTHS: Y						
TEXT TRAN						

--- PAGE 0038

AL-FORWARD, P22-BACKWARD OR ENTER NUMBER TO SELECT A NEW PAGE

SJMJ331-MJI
OPR ID: S20509

MONTHLY AMORTIZATION SCHEDULE

03/14/07
14:51:16

ST 05 CITY 003 BORR 841054215 PROJ 01 5 LOAN 001
DEER TRAIL EA JUDY BRANNEN BK DIR BIJOU MANOR

PMT	BORR PMT	SSST AMT	INTRST TTL	BORR INT	PRIN PMT	PRIN BAL
448	712.60	1,835.82	1,729.77	0.00	816.65	229,817.59
449	712.60	1,835.82	1,723.63	0.00	824.79	228,992.80
450	712.60	1,835.82	1,717.45	0.00	830.97	228,161.83
451	712.60	1,835.82	1,711.21	0.00	837.21	227,324.62
452	712.60	1,835.82	1,704.93	0.00	843.49	226,481.13
453	712.60	1,835.82	1,698.61	0.00	849.81	225,631.32
454	712.60	1,835.82	1,692.23	0.00	856.17	224,775.13
455	712.60	1,835.82	1,685.81	0.00	862.61	223,912.52
456	712.60	1,835.82	1,679.34	0.00	869.03	223,043.49
457	712.60	1,835.82	1,672.83	0.00	875.53	222,167.85
458	712.60	1,835.82	1,666.26	0.00	882.11	221,285.69
459	712.60	1,835.82	1,659.64	0.00	888.78	220,396.91
TOTALS FOR YEAR	39		20,341.71		10,239.51	
TOTALS TO DATE	459		1,051,200.44	214,156.65	115,524.31	

CONTINUE: Y PRINT SCHEDULE (Y/N): N

NEXT TRAN

PAGE 0039

PAGE 0039

PAGE 0039

SJMJ331-MJI
OPR ID: S20509

MONTHLY AMORTIZATION SCHEDULE

03/14/07
14:51:16

ST 05 CITY 003 BORR 841054295 PROJ 01 5 LOAN 001
DEER TRAIL EA JUDY BRANNEN BK DIR BIJOU MANOR

PMT	BORR PMT	SSST AMT	INTRST TTL	BORR INT	PRIN PMT	PRIN BAL
448	712.60	1,835.82	1,729.77	0.00	816.65	229,817.59
449	712.60	1,835.82	1,723.63	0.00	824.79	228,992.80
450	712.60	1,835.82	1,717.45	0.00	830.97	228,161.83
451	712.60	1,835.82	1,711.21	0.00	837.21	227,324.62
452	712.60	1,835.82	1,704.93	0.00	843.49	226,481.13
453	712.60	1,835.82	1,698.61	0.00	849.81	225,631.32
454	712.60	1,835.82	1,692.23	0.00	856.17	224,775.13
455	712.60	1,835.82	1,685.81	0.00	862.61	223,912.52
456	712.60	1,835.82	1,679.34	0.00	869.03	223,043.49
457	712.60	1,835.82	1,672.83	0.00	875.53	222,167.85
458	712.60	1,835.82	1,666.26	0.00	882.11	221,285.69
459	712.60	1,835.82	1,659.64	0.00	888.78	220,396.91
TOTALS FOR YEAR	39		20,341.71		10,239.51	
TOTALS TO DATE	459		1,054,200.44	214,156.65	115,524.31	

CONTINUE: Y PRINT SCHEDULE (Y/N): N

NEXT TRAN

PAGE 0040

PAGE 0040

SJMLJ331-MLJI
OPR ID: 520509

MONTHLY AMORTIZATION SCHEDULE

ST 05 CITY 003 BRR 641054291
DEER TRAIL HA JUDY BRANKO IN DIR EIJOU MAJOR

PROJ 01 5 LOAN 001

PMT	BORR PMNT	SEST AMT	INTRST INT	BORR INT	PRIN PMNT	PRIN BAL
472	712.60	1,835.82	1,568.98	0.00	979.44	208,217.65
473	712.60	1,835.82	1,561.63	0.00	986.79	207,230.95
474	712.60	1,835.82	1,554.23	0.00	994.19	206,236.67
475	712.60	1,835.82	1,546.78	0.00	1,001.64	205,235.03
476	712.60	1,835.82	1,539.26	0.00	1,009.16	204,225.87
477	712.60	1,835.82	1,531.69	0.00	1,016.73	203,209.14
478	712.60	1,835.82	1,524.07	0.00	1,024.35	202,184.79
479	712.60	1,835.82	1,516.39	0.00	1,032.03	201,152.76
480	712.60	1,835.82	1,508.65	0.00	1,039.77	200,112.99
481	712.60	1,835.82	1,500.85	0.00	1,047.57	199,068.42
482	712.60	1,835.82	1,492.99	0.00	1,055.43	198,009.99
483	712.60	1,835.82	1,485.07	0.00	1,063.35	196,946.64
TOTALS FOR YEAR		41	18,130.59	0.00	12,250.45	
TOTALS TO DATE		485	1,051,412.25	214,156.65	138,974.61	
CONTINUE: . Y						
NEXT TERM						
PAL-FORWARD, P22-REARWARD OR ENTER NUMBER TO SELECT A NEW PAGE						

SJMLJ331-MLJI
OPR ID: 520509

MONTHLY AMORTIZATION SCHEDULE

ST 05 CITY 003 BRR 641054295
DEER TRAIL HA JUDY BRANKO IN DIR EIJOU MAJOR

PROJ 01 5 LOAN 001

PMT	BORR PMNT	SEST AMT	INTRST INT	BORR INT	PRIN PMNT	PRIN BAL
484	712.60	1,835.82	1,477.10	0.00	1,072.92	195,875.32
485	712.60	1,835.82	1,469.06	0.00	1,079.36	194,795.96
486	712.60	1,835.82	1,460.97	0.00	1,087.45	193,708.51
487	712.60	1,835.82	1,452.81	0.00	1,095.61	192,612.90
488	712.60	1,835.82	1,444.60	0.00	1,103.82	191,509.08
489	712.60	1,835.82	1,436.32	0.00	1,112.10	190,396.99
490	712.60	1,835.82	1,427.98	0.00	1,120.44	189,276.54
491	712.60	1,835.82	1,419.57	0.00	1,128.85	188,147.69
492	712.60	1,835.82	1,411.11	0.00	1,137.31	187,010.38
493	712.60	1,835.82	1,402.58	0.00	1,145.84	185,864.54
494	712.60	1,835.82	1,393.98	0.00	1,154.44	184,710.10
495	712.60	1,835.82	1,385.33	0.00	1,163.09	183,547.01
TOTALS FOR YEAR		42	17,181.41	0.00	13,398.53	
TOTALS TO DATE		495	1,109,093.65	214,156.65	152,374.24	
CONTINUE: . Y						
NEXT TERM						
PAL-FORWARD, P22-REARWARD OR ENTER NUMBER TO SELECT A NEW PAGE						

03/14/07
14:51:29

03/14/07
14:51:36

JUL1331-WLJI
RPR ID: S20509

MONTHLY AMORTIZATION SCHEDULE

08/14/07
14:51:41

T 05 CTV 003 BORR 841054295 PROJ 01 5 LOAN 001
DEER TRAIL HA JUDY BRANNON IN DIR BLDG RENOR

MT	BORR PMT	SSSY AMT	INTRST TTL	BORR INT	PRIN PMT	PRIN BAL
96	712.60	1,835.82	1,376.60	0.00	1,171.82	182,375.19
97	712.60	1,835.82	1,367.81	0.00	1,180.61	181,194.58
98	712.60	1,835.82	1,358.96	0.00	1,189.16	180,005.12
99	712.60	1,835.82	1,350.04	0.00	1,198.38	178,806.74
00	712.60	1,835.82	1,341.05	0.00	1,207.37	177,598.37
01	712.60	1,835.82	1,332.00	0.00	1,216.42	176,382.95
02	712.60	1,835.82	1,322.87	0.00	1,225.55	175,157.40
03	712.60	1,835.82	1,313.68	0.00	1,234.74	173,922.66
04	712.60	1,835.82	1,304.42	0.00	1,244.00	172,678.66
05	712.60	1,835.82	1,295.09	0.00	1,253.33	171,425.33
06	712.60	1,835.82	1,285.69	0.00	1,262.73	170,162.60
07	712.60	1,835.82	1,275.22	0.00	1,272.20	168,890.40

TOTALS FOR YEAR 43 15,821.43 14,656.61
TOTALS TO DATE 507 1,125,011.09 214,156.65 167,030.85

CONTINUE: Y PRINT SCHEDULE (Y/M): N

EXT TRAN

PAGE 0043

1-FORWARD, PAGE-BACKWARD OR ENTER NUMBER TO SELECT A NEW PAGE

SUM1331-WLJI
OPR ID: S20509

MONTHLY AMORTIZATION SCHEDULE

03/14/07
14:51:46

ST 05 CTV 003 BORR 841054295 PROJ 01 5 LOAN 011
DEER TRAIL HA JUDY BRANNON IN DIR BLDG RENOR

PMT	BORR PMT	SSSY AMT	INTRST TTL	BORR INT	PRIN PMT	PRIN BAL
508	712.60	1,835.82	1,266.68	0.00	1,261.74	167,608.66
509	712.60	1,835.82	1,257.06	0.00	1,251.36	166,317.30
510	712.60	1,835.82	1,247.38	0.00	1,301.04	165,016.26
511	712.60	1,835.82	1,237.62	0.00	1,310.80	163,705.46
512	712.60	1,835.82	1,227.79	0.00	1,320.63	162,384.83
513	712.60	1,835.82	1,217.89	0.00	1,330.53	161,054.30
514	712.60	1,835.82	1,207.91	0.00	1,340.51	159,713.79
515	712.60	1,835.82	1,197.85	0.00	1,350.57	158,363.22
516	712.60	1,835.82	1,187.72	0.00	1,360.70	157,002.52
517	712.60	1,835.82	1,177.52	0.00	1,370.90	155,631.62
518	712.60	1,835.82	1,167.24	0.00	1,381.18	154,250.44
519	712.60	1,835.82	1,156.88	0.00	1,391.54	152,858.90

TOTALS FOR YEAR 44 14,549.54 16,031.50
TOTALS TO DATE 519 1,138,567.63 214,156.65 183,062.35

CONTINUE: Y PRINT SCHEDULE (Y/M): N

EXT TRAN

PAGE 0044

21-FORWARD, 212-BACKWARD OR ENTER NUMBER TO SELECT A NEW PAGE

SJMLJ331-MIJI
OPR ID: 520509

MONTHLY AMORTIZATION SCHEDULE

ST 05 CTY 003
DEER TRAIL HA

BORR 841054255

PROJ 01 5
JUDY BRANNON EE DIR BIJOU MANOR

LOAN 001

03/14/07
14:51:53

PMT	BORR	PMT	585Y	AMT	INT	BORR	INT	PMT	PMT	PRIN	BAL
520	712.60	1,835.82	1,135.82	1,135.82	0.00	1,401.98	1,401.98	151,456.92	151,456.92		
521	712.60	1,835.82	1,135.82	1,135.82	0.00	1,422.49	1,422.49	150,046.43	150,046.43		
522	712.60	1,835.82	1,135.82	1,135.82	0.00	1,423.09	1,423.09	148,621.34	148,621.34		
523	712.60	1,835.82	1,135.82	1,135.82	0.00	1,433.76	1,433.76	147,187.58	147,187.58		
524	712.60	1,835.82	1,135.82	1,135.82	0.00	1,444.51	1,444.51	145,743.07	145,743.07		
525	712.60	1,835.82	1,135.82	1,135.82	0.00	1,455.35	1,455.35	144,287.72	144,287.72		
526	712.60	1,835.82	1,135.82	1,135.82	0.00	1,466.25	1,466.25	142,821.46	142,821.46		
527	712.60	1,835.82	1,135.82	1,135.82	0.00	1,477.25	1,477.25	141,344.20	141,344.20		
528	712.60	1,835.82	1,135.82	1,135.82	0.00	1,488.34	1,488.34	139,855.86	139,855.86		
529	712.60	1,835.82	1,135.82	1,135.82	0.00	1,499.50	1,499.50	138,356.35	138,356.35		
530	712.60	1,835.82	1,135.82	1,135.82	0.00	1,510.75	1,510.75	136,845.61	136,845.61		
531	712.60	1,835.82	1,135.82	1,135.82	0.00	1,522.08	1,522.08	135,323.53	135,323.53		
TOTALS FOR YEAR						17,535.37	17,535.37				
TOTALS TO DATE						200,597.72	200,597.72				
CONTINUE: Y											
DEER TRAIL											
AL-FORWARD, PR2-SCHEDULE OR ENTER NUMBER TO SELECT A NEW PAGE											

PAGE 0015

SJMLJ331-MIJI
OPR ID: 520509

MONTHLY AMORTIZATION SCHEDULE

ST 05 CTY 003
DEER TRAIL HA

BORR 841054295
JUDY BRANNON EE DIR BIJOU MANOR

PROJ 01 5
LOAN 011

03/14/07
15:01:45

PMT	BORR	PMT	585Y	AMT	INT	BORR	INT	PMT	PMT	PRIN	BAL
532	712.60	1,835.82	1,014.93	1,014.93	0.00	1,533.49	1,533.49	133,790.04	133,790.04		
533	712.60	1,835.82	1,003.43	1,003.43	0.00	1,544.99	1,544.99	132,245.05	132,245.05		
534	712.60	1,835.82	991.84	991.84	0.00	1,556.58	1,556.58	130,688.47	130,688.47		
535	712.60	1,835.82	980.16	980.16	0.00	1,568.26	1,568.26	129,120.21	129,120.21		
536	712.60	1,835.82	968.40	968.40	0.00	1,580.02	1,580.02	127,540.15	127,540.15		
537	712.60	1,835.82	956.55	956.55	0.00	1,591.87	1,591.87	125,948.32	125,948.32		
538	712.60	1,835.82	944.61	944.61	0.00	1,603.81	1,603.81	124,344.51	124,344.51		
539	712.60	1,835.82	932.58	932.58	0.00	1,615.84	1,615.84	122,728.57	122,728.57		
540	712.60	1,835.82	920.47	920.47	0.00	1,627.95	1,627.95	121,100.72	121,100.72		
541	712.60	1,835.82	908.26	908.26	0.00	1,640.16	1,640.16	119,460.56	119,460.56		
542	712.60	1,835.82	895.95	895.95	0.00	1,652.47	1,652.47	117,808.09	117,808.09		
543	712.60	1,835.82	883.56	883.56	0.00	1,664.86	1,664.86	116,143.23	116,143.23		
TOTALS FOR YEAR						19,130.30	19,130.30				
TOTALS TO DATE						219,778.02	219,778.02				
CONTINUE: Y											
DEER TRAIL											
AL-FORWARD, PR2-SCHEDULE OR ENTER NUMBER TO SELECT A NEW PAGE											

PAGE 0045

SJWLJ331-WLJI
OPR ID: S20509

MONTHLY AMORTIZATION SCHEDULE

03/14/07
14:52:03

ST 05 CTV 003 BARR 841054295 PROJ 01 5 LOAN 001
DEER TRAIL RA JUDY BRANNON EX DIR S1JOU HANOR

PMT	BARR PMT	SBY AMT	INTRST TTL	BARR INT	PRIN PMT	PRIN BAL
544	712.60	1,835.82	871.07	0.00	1,677.35	114,465.88
545	712.60	1,835.82	858.49	0.00	1,688.93	112,775.95
546	712.60	1,835.82	845.82	0.00	1,702.60	111,073.35
547	712.60	1,835.82	833.05	0.00	1,715.37	109,357.98
548	712.60	1,835.82	820.18	0.00	1,728.24	107,629.74
549	712.60	1,835.82	807.22	0.00	1,741.20	105,888.54
550	712.60	1,835.82	794.16	0.00	1,754.26	104,134.28
551	712.60	1,835.82	781.01	0.00	1,767.41	102,366.87
552	712.60	1,835.82	767.75	0.00	1,780.67	100,586.20
553	712.60	1,835.82	754.40	0.00	1,794.02	98,792.18
554	712.60	1,835.82	740.94	0.00	1,807.48	96,984.70
555	712.60	1,835.82	727.39	0.00	1,821.03	95,163.67
TOTALS FOR YEAR 47						
TOTALS TO DATE 555				1,173,915.52	214,156.65	240,757.58

CONTINUE: Y PRINT SCHEDULE (Y/N): N

NEXT FRAM

F1-FORWARD, F2-BACKWARD OR ENTER NUMBER TO SELECT A NEW PAGE

PAGE 0047

SJWLJ331-WLJI
OPR ID: S20509

MONTHLY AMORTIZATION SCHEDULE

03/14/07
14:52:09

ST 05 CTV 003 BARR 841054295 PROJ 01 5 LOAN 001
DEER TRAIL RA JUDY BRANNON EX DIR S1JOU HANOR

PMT	BARR PMT	SBY AMT	INTRST TTL	BARR INT	PRIN PMT	PRIN BAL
556	712.60	1,835.82	713.73	0.00	1,834.69	93,328.98
557	712.60	1,835.82	699.97	0.00	1,848.45	91,480.53
558	712.60	1,835.82	686.10	0.00	1,862.32	89,618.21
559	712.60	1,835.82	672.14	0.00	1,876.28	87,741.93
560	712.60	1,835.82	658.06	0.00	1,890.36	85,851.57
561	712.60	1,835.82	643.89	0.00	1,904.53	83,947.04
562	712.60	1,835.82	629.60	0.00	1,918.82	82,028.22
563	712.60	1,835.82	615.21	0.00	1,933.21	80,095.01
564	712.60	1,835.82	600.71	0.00	1,947.71	78,147.30
565	712.60	1,835.82	586.10	0.00	1,962.32	76,184.98
566	712.60	1,835.82	571.39	0.00	1,977.03	74,207.95
567	712.60	1,835.82	556.56	0.00	1,991.86	72,216.09
TOTALS FOR YEAR 48						
TOTALS TO DATE 567				1,181,248.98	214,156.65	263,705.16

CONTINUE: Y PRINT SCHEDULE (Y/N): N

NEXT FRAM

F1-FORWARD, F2-BACKWARD OR ENTER NUMBER TO SELECT A NEW PAGE

PAGE 0048

SUNLUS 31-WJOT
OPR ID: 620502

ST 05 CTV 002
DEBR TRAIL BA

BORR 641054216

JUDY BRANNON BR DIR BUBBS MANOR
PROJ 01 5 LOAN 001

MONTHLY AMORTIZATION SCHEDULE

PMT	BORR PMT	SBY AMT	INTERST PTD	BORR INT	PRIN PMT	PRIN BAL
566	712.60	1,835.82	541.62	0.00	2,005.81	70,209.29
569	712.60	1,835.82	526.57	0.00	2,021.84	68,187.44
571	712.60	1,835.82	511.41	0.00	2,037.01	66,150.43
572	712.60	1,835.82	496.13	0.00	2,052.21	64,098.14
573	712.60	1,835.82	480.74	0.00	2,067.68	62,030.46
574	712.60	1,835.82	465.25	0.00	2,083.14	59,947.27
575	712.60	1,835.82	449.60	0.00	2,098.82	57,848.45
576	712.60	1,835.82	433.86	0.00	2,114.56	55,733.89
577	712.60	1,835.82	418.00	0.00	2,130.42	53,603.47
578	712.60	1,835.82	402.03	0.00	2,146.35	51,457.08
579	712.60	1,835.82	385.85	0.00	2,162.49	49,294.59
TOTALS FOR YEAR		49	369.71	0.00	2,178.71	
TOTALS TO DATE		379	1,460.83	0.00	25,100.21	
CONTINUE: Y						
NEXT TERM						
PAI-FORWARD, P22-REWARD OR ENTER NUMBER TO SELECT A NEW PAGE				214,156.65	259,805.37	

02/14/07
14:52:14

ST 05 CTV 003
DEBR TRAIL BA

BORR 641054299

JUDY BRANNON BR DIR BUBBS MANOR
PROJ 01 5 LOAN 001

14:52:21

PMT	BORR PMT	SBY AMT	INTERST PTD	BORR INT	PRIN PMT	PRIN BAL
580	712.60	1,835.82	353.81	0.00	2,195.05	44,920.83
581	712.60	1,835.82	336.81	0.00	2,211.81	42,709.32
582	712.60	1,835.82	320.32	0.00	2,228.10	40,481.22
583	712.60	1,835.82	303.61	0.00	2,244.81	38,236.41
584	712.60	1,835.82	286.77	0.00	2,261.65	35,974.76
585	712.60	1,835.82	269.81	0.00	2,278.61	33,696.15
586	712.60	1,835.82	252.72	0.00	2,295.79	31,400.45
587	712.60	1,835.82	235.50	0.00	2,312.32	29,087.53
588	712.60	1,835.82	218.16	0.00	2,329.24	26,757.27
589	712.60	1,835.82	200.69	0.00	2,347.71	24,409.53
590	712.60	1,835.82	183.07	0.00	2,365.35	22,044.18
591	712.60	1,835.82	165.35	0.00	2,383.09	19,661.09
TOTALS FOR YEAR		50	1,119,856.06	0.00	27,454.79	
TOTALS TO DATE		591	3,126.25	0.00	259,805.37	
CONTINUE: Y						
NEXT TERM						
PAI-FORWARD, P22-REWARD OR ENTER NUMBER TO SELECT A NEW PAGE				214,156.65	276,260.16	